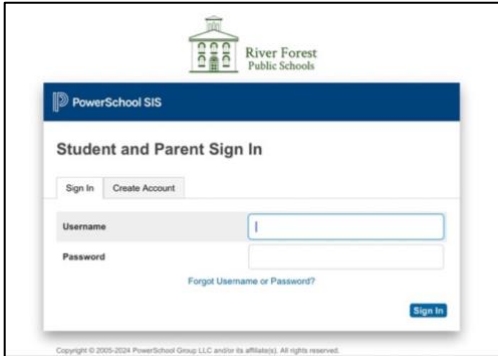
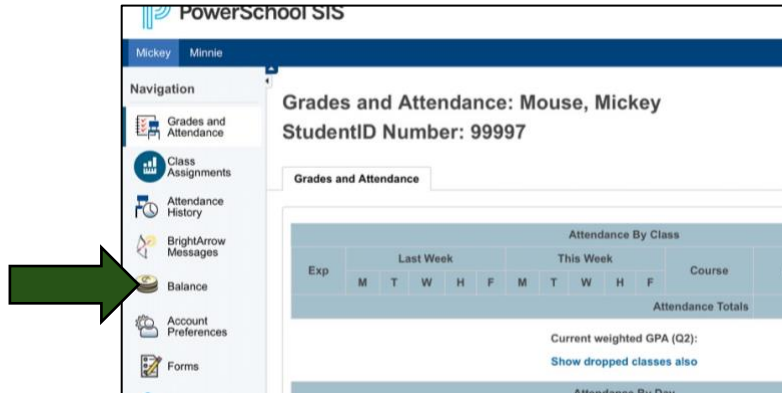


How to Pay Fees Using the PowerSchool Parent Portal

1. Log in to your PowerSchool Parent Portal



2. Click on the **Balance** icon in the left navigation menu



3. You will see a list of fees for the 24-25 school year (this will also include any summer school fees)
*****Please note, there are Required Fees and Optional Fees which are listed in the Fee Notes column***

The screenshot shows the 'Transactions: Mouse, Minnie' page. It displays 'Available Funds in Fee Account: \$0.00' and a 'Make a Payment' button. Below is a table of fees:

Fee	Date Assessed	Fee Notes	Course	Amount	Discount	Paid	Balance Due
LES Tech (iPad Repair)	03/19/2024	outstanding fee from 11.16.23		\$49.00	\$0.00	\$0.00	\$49.00
RMS Instrumental Music	03/19/2024	optional fee		\$197.74	\$0.00	\$0.00	\$197.74
RMS Milk	03/19/2024	optional fee		\$14.00	\$0.00	\$0.00	\$14.00
RMS Registration (5-8) A	03/19/2024	24-25 registration fee		\$404.48	\$0.00	\$0.00	\$404.48
Totals:				\$665.22	\$0.00	\$0.00	\$665.22

- Click on the Make Payment button (please be patient, it does take a few moments to load the fees in RevTrak)

Amount: \$0.00

[Make a Payment](#)

Assessed	Fee Notes	Course	Amount	Discount	Paid	Balance Due
/2024	outstanding fee from 11.16.23		\$49.00	\$0.00	\$0.00	\$49.00
/2024	optional fee		\$197.74	\$0.00	\$0.00	\$197.74
/2024	optional fee		\$14.00	\$0.00	\$0.00	\$14.00
/2024	24-25 registration fee		\$404.48	\$0.00	\$0.00	\$404.48
Totals:			\$665.22	\$0.00	\$0.00	\$665.22

- Click on the green **Add to Cart** button for only those fees you wish to pay (you do not need to pay all the fees listed at once)
****If you have multiple children in District 90, the fees for each child will be listed under that child's name.**

River Forest Public Schools

PowerSchool

POWER SCHOOL FEES

Mickey Mouse

- Early Childhood (PreK) B \$43.70 [ADD TO CART](#)
- if paid before June 15th \$404.48 [ADD TO CART](#)

Minnie Mouse

- 24-25 registration fee \$404.48 [ADD TO CART](#)

- When you have finished adding the fees to your cart, click on the **Checkout** button

CART

IF PAID BEFORE JUNE 15TH

- REMOVE \$404.48

24-25 REGISTRATION FEE

- REMOVE \$404.48

OPTIONAL FEE

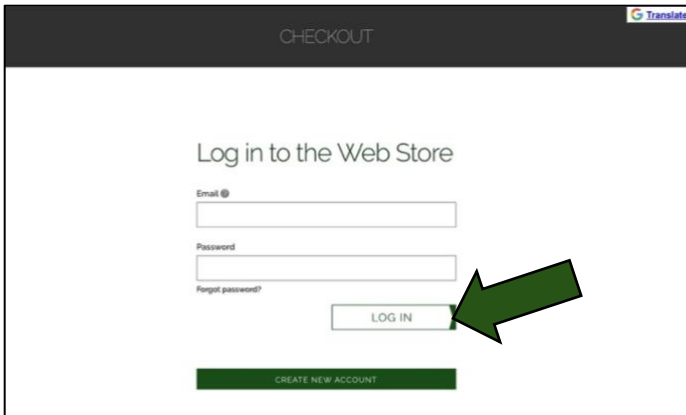
- REMOVE \$197.74

standing fee from 11.16.23

SUB TOTAL \$1,006.70

[CONTINUE SHOPPING](#) [CHECKOUT](#)

7. Enter your Email and Password for your RevTrak account



The screenshot shows a web page titled "CHECKOUT" with a "Translate" button in the top right corner. The main heading is "Log in to the Web Store". Below this, there are two input fields: "Email" and "Password". A "Forgot password?" link is positioned below the password field. A "LOG IN" button is located below the "Forgot password?" link, and a green arrow points to it. At the bottom of the form area, there is a green button labeled "CREATE NEW ACCOUNT".

8. Click on the Log In button
9. Complete the payment process in RevTrak